

USENIX notes

USENIX MEMBER BENEFITS

Members of the USENIX Association receive the following benefits:

FREE SUBSCRIPTION to *login:*, the Association's magazine, published six times a year, featuring technical articles, system administration articles, tips and techniques, practical columns on such topics as security, Perl, networks, and operating systems, book reviews, and summaries of sessions at USENIX conferences.

ACCESS TO ;LOGIN: online from October 1997 to this month:
www.usenix.org/publications/login/.

DISCOUNTS on registration fees for all USENIX conferences.

SPECIAL DISCOUNTS on a variety of products, books, software, and periodicals: www.usenix.org/membership/specialdisc.html.

THE RIGHT TO VOTE on matters affecting the Association, its bylaws, and election of its directors and officers.

FOR MORE INFORMATION regarding membership or benefits, please see www.usenix.org/membership/ or contact office@usenix.org.
Phone: 510-528-8649

USENIX BOARD OF DIRECTORS

Communicate directly with the USENIX Board of Directors by writing to board@usenix.org.

PRESIDENT

Clem Cole, *Intel*
clem@usenix.org

VICE PRESIDENT

Margo Seltzer, *Harvard University*
margo@usenix.org

SECRETARY

Alva Couch, *Tufts University*
alva@usenix.org

TREASURER

Brian Noble, *University of Michigan*
brian@usenix.org

DIRECTORS

Matt Blaze, *University of Pennsylvania*
matt@usenix.org

Gerald Carter,
Samba.org/Likewise Software
jerry@usenix.org

Rémy Evard, *Novartis*
remy@usenix.org

Niels Provos, *Google*
niels@usenix.org

EXECUTIVE DIRECTOR

Ellie Young,
ellie@usenix.org

USENIX LIFETIME ACHIEVEMENT AWARD

PRESENTED AT THE 2009 USENIX ANNUAL
TECHNICAL CONFERENCE IN HONOR OF
GERALD J. POPEK



The late Professor Gerald J. Popek was one of those rare folks who always seemed to have been around at the right time with the right ideas. He will long be remembered for his research into system virtualization and distributed operating systems. In the mid-1970s, Jerry, along with Robert P. Goldberg, proposed a set of requirements for a computer architecture to support system virtualization (the “Popek and Goldberg virtualization requirements”).

Today, we find these guidelines as revealing as they were 30 years ago. But Jerry did not stop there. After a sabbatical at PARC, he had the insight that, although the networked workstations communicated with one another and could share services, when users tried to use the computing environment as a system, the “seams” between machines became obvious. Jerry believed that those seams made using the workstations unnecessarily complicated. He was one of the first, if not the first, to use the word “transparency” in the context of distributed computing. He said that each computing service should be “transparent to the programmer, the administrator, and, most of all, the end users.” Jerry’s system, the Locus Distributed Operating System, was the first modern cluster system implemented. The term “single system image” was coined to describe Jerry’s concept: while the system was actually made up of different computers, each able to act on its own, the operating environment as seen by the end user was to be that of a conventional single-computing system.

The USENIX Association honors Gerald Popek for his lifetime legacy of technical achievements inherited by all of us: we are far richer because of his work.

STUG AWARD

PRESENTED AT THE 2009 USENIX ANNUAL TECHNICAL CONFERENCE TO JEAN-LOUP GAILLY AND MARK ADLER



The STUG Award recognizes significant contributions to the community that reflect the spirit and character demonstrated by those who came together in the Software Tools User Group (STUG). Recipients of the annual STUG award conspicuously exhibit a contribution to the reusable code-base available to all and/or the provision of a significant enabling technology to users in a widely available form.

Today our systems and applications perform compression and decompression without us even being aware that that it has occurred. It is hard for us to believe that this was not always true. Some corporations, such as IBM and Unisys, considered data compression so important that they patented algorithms useful for the task, and by the mid to late 1980s they began believe those algorithms needed to be licensed or to be locked away and made available only to their customers. All of that changed on July 11, 1991, when the first version of a data compression algorithm developed by Jean-loup Gailly was made publicly available. Shortly thereafter he was joined by Mark Adler, who was interested in “zip style” utilities for use on his UNIX-based systems. Mark describes their collaboration as “one thing led to another.”

These simple but generous actions by Mark and Jean-loup mean that the industry now uses their code and algorithm—as we noted, more often than not without even knowing they’re being used. Jean-loup continues to contend that he spent

more time studying data compression patents than he took to write his own implementation. Mark says his contributions are a thank you for all the other software from which he has benefited. Whether for the time it took to discover how to create an open data compression algorithm or for their specific implementations, our community cannot thank Jean-loup and Mark enough for their gift to us all.

USENIX ASSOCIATION FINANCIAL REPORT FOR 2008

Ellie Young, Executive Director

The following information is provided as the annual report of the USENIX Association’s finances. The accompanying statements have been reviewed by Michelle Suski, CPA, in accordance with Statements on Standards for Accounting and Review Services issued by the American Institute of Certified Public Accountants. The 2008 financial statements were also audited by McSweeney & Associates, CPAs. Accompanying the statements are several charts that illustrate where your membership dues and registration fees go. The Association’s complete financial statements for the fiscal year ended December 31, 2008, are available on request.

Things could have been a lot worse, considering the global economic crisis that hit in the autumn of 2008. Last year, USENIX incurred a deficit in operations of \$322K. The main factors that contributed to this deficit were the cost of additional staff hired earlier in the year, an office remodel, additional board meeting and legal expenses, and an 8% drop in revenue from the LISA conference. Losses on investments contributed an additional \$900K deficit, for a total year-end net deficit of \$1.2 million.

USENIX established a reserve fund many years ago so that we could continue services and programs during difficult economic conditions like these. This fund, which is invested conservatively, is being used to cover some of our expenses during a time when we are experiencing reduced

revenue from conference attendance, sponsorship, and membership. USENIX has also been reducing expenses in overhead, staffing, standards activities, and direct expenses associated with the conferences, all without diminishing the conference experience for the attendee.

We expect that 2009 and 2010 will continue to be challenging. We are, however, continuing to hold all our flagship conferences (LISA, USENIX Security, OSDI, NSDI, FAST, USENIX Annual Technical Conference), as well as offering new workshops co-located with them (e.g., HotCloud, HotPar, IPTPS, LEET, WOOT, EVT/WOTE, WebApps). We continue to publish the Short Topics booklet series, keep the quality of ;login: high, and find new ways to bring our members more content—e.g., for those who cannot attend the conferences, videos, slides, and proceedings of our conferences are now available online. We thank you for your continued membership in USENIX!

USENIX averaged 5,200 members in 2008, which is slightly down from the previous year. Of these, 2,300 opted for SAGE membership as well, and 440 people are SAGE-only members. Chart 1 shows the total USENIX membership dues revenue (\$568K) for 2008, divided by membership type. Chart 2 presents how those dues were spent. Note that all costs for producing conferences, including staff, marketing, and sales and exhibits, are covered by revenue generated by the conferences. Chart 3 demonstrates how the “Good Works” money allocated to student programs, sponsorship of other conferences, and standards activities (\$300K) was spent in 2008. Chart 4 shows how the USENIX administrative expenses were allocated. Chart 5 gives you a breakdown of what expenses your registration fees cover for a typical USENIX conference (e.g., FAST, NSDI, OSDI).

See the following pages for the Charts.

USENIX ASSOCIATION
STATEMENTS OF FINANCIAL POSITION
As of December 31, 2008 and 2007

ASSETS	2008	2007
Current Assets		
Cash & cash equivalents	\$ 507,714	\$ 1,165,165
Receivables	47,511	37,694
Prepaid expenses	53,319	41,993
Inventory	2,433	3,925
	<hr/>	<hr/>
Total current assets	610,977	1,248,777
Investments at fair market value	5,530,751	6,365,486
Property and Equipment		
Office furniture and equipment	564,353	555,393
Leasehold improvements	29,631	
Less: accumulated depreciation & amortization	(509,139)	(479,593)
	<hr/>	<hr/>
Net property and equipment	84,845	75,800
Other assets	194,341	302,020
	<hr/>	<hr/>
	\$ <u>6,420,914</u>	\$ <u>7,992,083</u>

LIABILITIES AND NET ASSETS

Current Liabilities		
Accounts Payable	\$ 219,009	\$ 429,593
Accrued expenses	157,830	80,484
Sponsorships for Linux Kernel '08	-	35,000
Deferred Revenue	108,240	168,715
	<hr/>	<hr/>
Total current liabilities	485,079	713,792
Long-term Liabilities	194,341	302,020
	<hr/>	<hr/>
Total liabilities	679,420	1,015,812
Net Assets		
Unrestricted Net Assets	5,741,494	6,976,271
	<hr/>	<hr/>
Net Assets	5,741,494	6,976,271
	<hr/>	<hr/>
	\$ <u>6,420,914</u>	\$ <u>7,992,083</u>

USENIX ASSOCIATION
STATEMENTS OF ACTIVITIES
For the Years Ended December 31, 2008 and 2007

	2008	2007
REVENUES		
Conference & workshop revenue	\$ 3,360,576	\$ 3,206,716
Membership dues	567,608	543,762
Product sales	4,333	5,155
SAGE dues & other revenue	141,504	135,885
General sponsorship	-	4,000
	<hr/>	<hr/>
Total revenues	4,074,021	3,895,518
OPERATING EXPENSES		
Conferences & workshops	2,848,684	2,723,827
Membership; login:	434,737	391,690
Projects & GoodWorks	311,129	230,397
SAGE	185,494	165,248
Management and general	573,645	446,683
Fund Raising	42,649	47,998
	<hr/>	<hr/>
Total operating expenses	4,396,338	4,005,843
Net operating deficit	(322,317)	(110,325)
NON-OPERATING ACTIVITY		
Donations - non-cash	-	15,140
Interest & dividend income	238,825	251,051
Gains & losses on marketable securities	(997,095)	157,508
Investment fees	(64,891)	(64,908)
Other non-operating	(89,299)	(3,087)
	<hr/>	<hr/>
Net investment income & non-operating expense	(912,460)	355,704
Increase/(decrease) in net assets	(1,234,777)	245,379
Net assets, beginning of year	6,976,271	6,730,892
	<hr/>	<hr/>
Net assets, end of year	\$ <u>5,741,494</u>	\$ <u>6,976,271</u>

Chart 1: USENIX Member Revenue Sources 2008

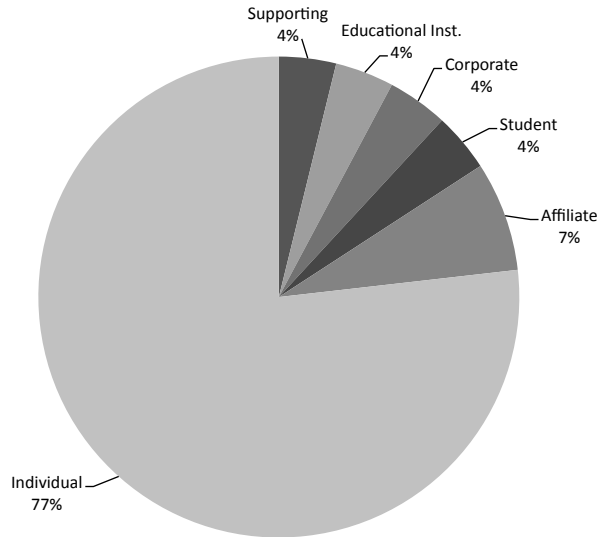


Chart 2: Where Your 2008 Membership Dues Went

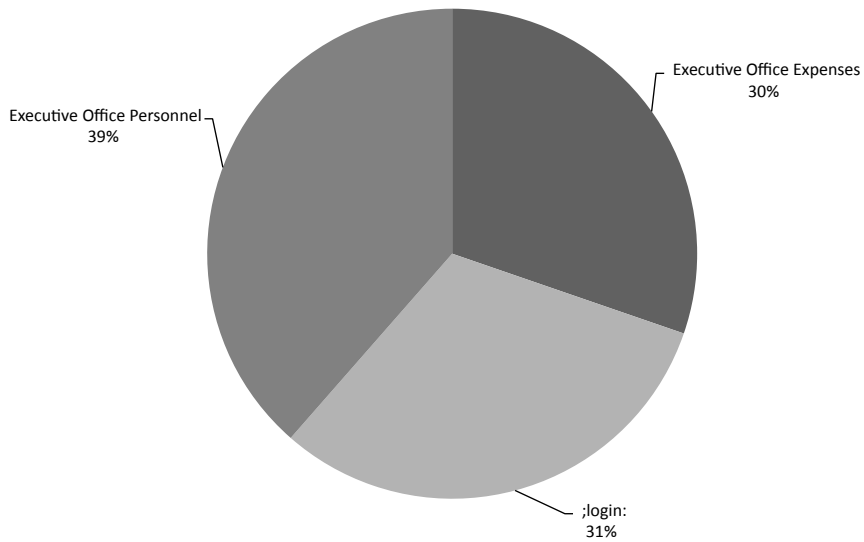


CHART 3: GOOD WORKS 2008

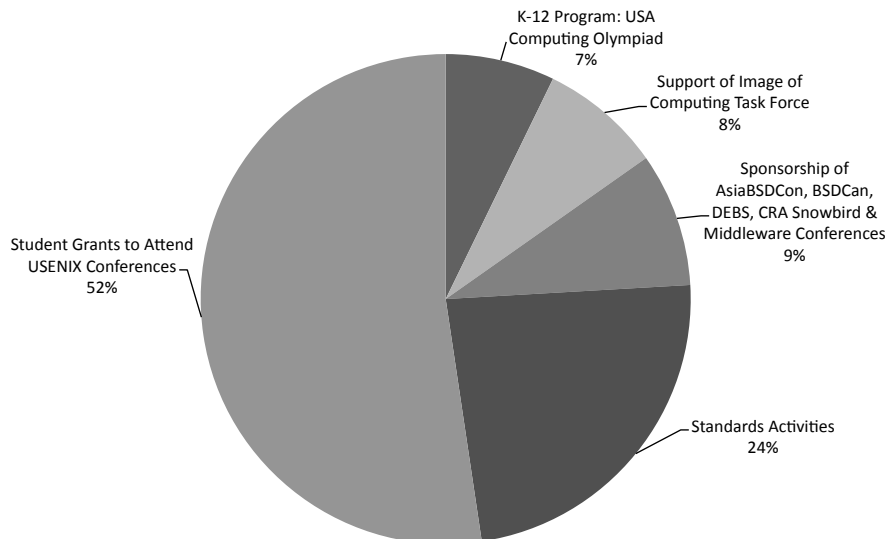


Chart 4: USENIX Administrative Expenses 2008

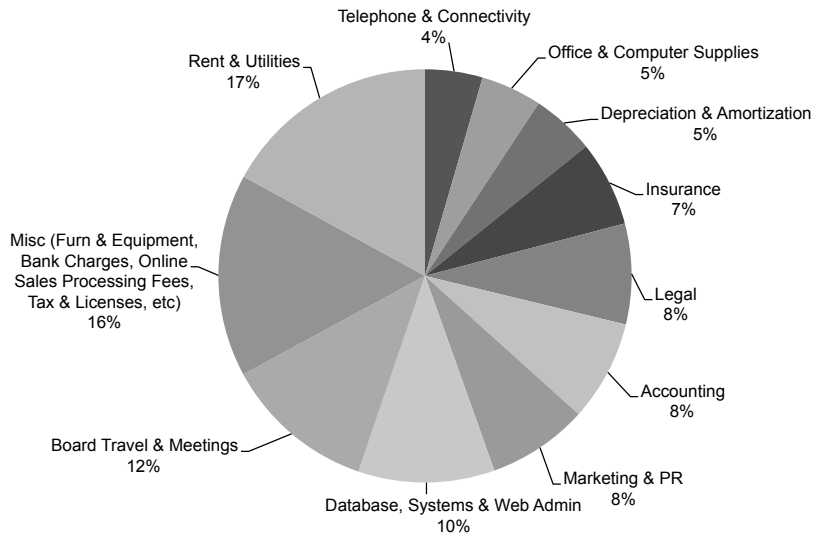


Chart 5: What Conference Expenses Your USENIX Registration Fee Covers

